


## Useful Websites for Additional Tips

1. [www.davisonschools.org](http://www.davisonschools.org)  
–Parents tab  
–Reading Matters tab
2. [www.pbs.org/launchingreaders](http://www.pbs.org/launchingreaders)
3. <http://www.ed.gov/parents/read/resources/readingtips>
4. [www.nifl.gov](http://www.nifl.gov)
5. <http://www.nncc.org>
6. Reading Rockets



## Additional Tips

1. Visit the library.
2. Go to the bookstore and spend some time in the children's section.
3. Read everyday!
4. Favorite books can be enjoyed over and over again.
5. Read signs, newspapers, magazines; all reading counts!
6. Take turns reading: I read to you, you read to me!
7. Ask questions.
8. Pick "just right" books. These are the books they can read and enjoy without getting frustrated.



Davison  
Community  
Schools



# **GROW A READER!**

## **Parent Tips and Ideas for Helping Your Child Become a Successful Reader! K-2**





**20 Minutes Before Bed  
Gets Your Child  
Ahead!!**


## Before Reading

1. Interest is the key to motivation! Talk with your child to discover what types of books they like.
2. Try a variety of literature: fairy tales, poetry, song books, nursery rhymes, and nonfiction (animals, space).
3. Set up a special time each day to read. 
4. Create a variety of special reading places.
5. Discuss the author & illustrator.
6. Find out what your child already knows about the topic of the book.
7. Do a "Book Walk". Go through the book; look at each picture and talk about what is going on in the story.
8. Make predictions! 

## During Reading

1. Point to the words to show your child that we read from left to right.
2. Stop at each period. Remind your child that a period is like a stop sign. 
3. Discuss the story as you go, confirm if your child's predictions are correct or not.
4. Read with excitement and expression. Make reading fun and enjoyable! 
5. Talk about the story; laugh if it is funny, show surprise when something unexpected happens. Make reading real so your child sees how to connect to the story.
6. Discuss connections that your child may have with the story.
7. Discover new words and discuss their meaning.

## After Reading

1. Ask your child to retell the story to you or someone else in the house.
2. Talk about the characters, the setting, the problem in the story or something they felt was really important.
3. Ask your child to draw a picture of their favorite part. 
4. Discuss the story; what was the funniest part, the saddest part or the spookiest part of the story. Ask them why they feel that way.
5. Encourage your child to read the story again. Repeated readings are a great way to increase comprehension and fluency.
6. Enjoy this special time with your child! 